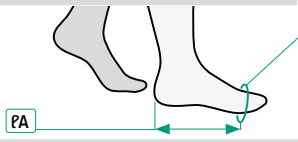


Sizing charts

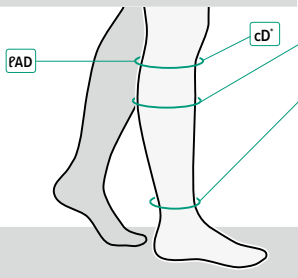
ACS Light for the lower extremities

Adjustable compression systems

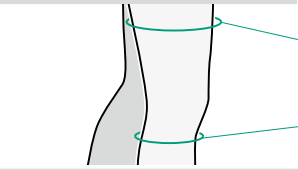
Juzo ACS Light Foot Wrap

| Art. J701LI | Circumference c Length P | Standard sizes - Measurements in cm | | | | |
|---|-----------------------------|-------------------------------------|-------------|-------------|-------------|-------------|
| | | 1 / XS | 2 / S | 3 / M | 4 / L | 5 / XL |
|  | cA over forefoot | 22.0 – 24.0 | 25.0 – 27.0 | 28.0 – 30.0 | 31.0 – 34.0 | 35.0 – 40.0 |
| | PA normal | 16.5 | 18.0 | 19.5 | 21.0 | 23.0 |
| | PA long | 18.5 | 20.0 | 21.5 | 23.0 | 25.0 |

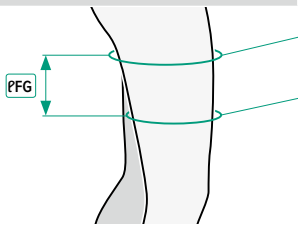
Juzo ACS Light Calf Wrap

| Art. J702LI | Circumference c Length P | Standard sizes - Measurements in cm | | | | |
|--|-----------------------------|-------------------------------------|-------------|-------------|-------------|-------------|
| | | 1 / XS | 2 / S | 3 / M | 4 / L | 5 / XL |
|  | cC largest point of calf | 35.0 – 45.0 | 40.0 – 52.0 | 48.0 – 60.0 | 55.0 – 65.0 | 60.0 – 70.0 |
| | cB ankle | 20.0 – 27.0 | 25.0 – 32.0 | 30.0 – 38.0 | 37.0 – 44.0 | 45.0 – 52.0 |
| | cD normal | 37.0 | 37.0 | 42.0 | 42.0 | 44.0 |
| | cD long | 42.0 | 42.0 | 47.0 | 47.0 | 49.0 |
| | * below patella | | | | | |

Juzo ACS Light Knee Wrap

| Art. J703LI | Circumference c | Standard sizes - Measurements in cm | | | | |
|---|------------------------|-------------------------------------|-------------|-------------|-------------|--------------|
| | | 1 / XS | 2 / S | 3 / M | 4 / L | 5 / XL |
|  | cF 10 cm above patella | 40.0 – 55.0 | 50.0 – 65.0 | 60.0 – 75.0 | 70.0 – 85.0 | 85.0 – 100.0 |
| | cD below patella | 35.0 – 45.0 | 40.0 – 52.0 | 48.0 – 60.0 | 55.0 – 65.0 | 60.0 – 70.0 |

Juzo ACS Light Thigh Wrap

| Art. J704LI | Circumference c Length P | Standard sizes - Measurements in cm | | | | |
|---|-----------------------------|-------------------------------------|-------------|-------------|-------------|--------------|
| | | 1 / XS | 2 / S | 3 / M | 4 / L | 5 / XL |
|  | cG largest point of thigh | 50.0 – 65.0 | 60.0 – 75.0 | 70.0 – 80.0 | 75.0 – 90.0 | 85.0 – 100.0 |
| | cF 10 cm above patella | 45.0 – 52.0 | 53.0 – 59.0 | 60.0 – 66.0 | 67.0 – 73.0 | 74.0 – 80.0 |
| | PFG normal | 23.0 | 23.0 | 23.0 | 23.0 | 23.0 |
| | PFG long | 29.0 | 29.0 | 29.0 | 29.0 | 29.0 |