


Größentabellen

Juzo SoftCompress Kompressionsbinde

Art. 6835	Seriengrößen	Maße in cm (Länge x Breite)
Stärke in mm: 5,0 	1	400,0 x 8,0
	2	400,0 x 10,0
	3	400,0 x 12,0
	4	400,0 x 16,0

Juzo SoftCompress Kompressionsplatte

Art. 6836	Seriengrößen	Maße in cm (Breite x Höhe)
	1	65,0 x 65,0
	2	125,0 x 100,0

Größentabellen Seriengrößen

Juzo SoftCompress Bandagehilfe Unterschenkel


Art. 6830 Länge in cm	Seriengrößen · Umfänge in cm				
	1 / XS	2 / S	3 / M	4 / L	5 / XL
PD 38,0 – 46,0	cD 27,0 – 29,5	29,5 – 32,5	32,5 – 35,5	35,5 – 39,0	38,5 – 42,0
	cC 29,0 – 31,5	31,5 – 34,5	34,5 – 37,5	37,5 – 41,0	40,5 – 44,5
	cB' 23,5 – 25,5	25,5 – 28,0	27,5 – 30,0	30,0 – 33,0	32,5 – 35,5
	cB 18,5 – 20,0	20,0 – 22,0	22,0 – 24,0	24,0 – 26,0	26,0 – 28,5
	cY 28,0 – 30,5	29,0 – 31,5	31,0 – 34,0	33,0 – 36,0	35,0 – 38,5
	cA 18,5 – 20,0	20,0 – 22,0	22,0 – 24,0	24,0 – 26,0	26,0 – 28,5

Juzo SoftCompress Bandagehilfe Arm


Art. 6822 Längen in cm	Seriengrößen · Umfänge in cm					
	1 / XS	2 / S	3 / M	4 / L	5 / XL	6 / XXL
PG 46,0 – 51,0	cG 30,0 – 33,0	32,0 – 35,0	34,0 – 37,0	36,0 – 39,5	38,0 – 41,5	40,0 – 44,0
	cF 28,0 – 30,5	30,0 – 33,0	32,0 – 35,0	34,0 – 37,0	36,0 – 39,5	38,0 – 41,5
PE 21,0 – 25,0	cE 25,0 – 27,5	27,0 – 29,5	29,0 – 31,5	30,5 – 33,5	32,0 – 35,0	33,5 – 36,5
	cD 23,0 – 25,0	24,5 – 27,0	26,0 – 28,5	27,5 – 30,0	29,0 – 31,5	30,5 – 33,5
	cC 14,5 – 16,0	16,0 – 17,5	17,5 – 19,0	19,0 – 20,5	20,5 – 22,0	22,0 – 24,0

Größentabellen


Juzo SoftCompress Brusttrichter

Art. 6837	Seriengrößen	Cup
	1	A – B
	2	C – D
	3	E – F


Juzo SoftCompress Brustbandage

Art. 6838	Seriengrößen	Cup	Brustumfang in cm	Unterbrustumfang in cm
	1	A	90,0 – 106,0	84,0 – 100,0
	2	B	90,0 – 106,0	84,0 – 100,0
	3	C	95,0 – 112,0	85,0 – 102,0
	4	D	95,0 – 112,0	85,0 – 102,0
	5	E	100,0 – 116,0	88,0 – 104,0
	6	F	100,0 – 116,0	88,0 – 104,0

Juzo SoftCompress Genitaleinlage für Frauen

Art. 6839	Seriengrößen	Maße in cm (Breite x Höhe)
	1	20,0 x 20,0
	2	30,0 x 28,0
	3	40,0 x 32,0

Juzo SoftCompress Genitaleinlage für Männer

Art. 6840	Seriengrößen	Maße in cm (Breite x Höhe)
	1	20,0 x 28,0
	2	23,0 x 30,0
	3	26,0 x 32,0