

Größentabellen

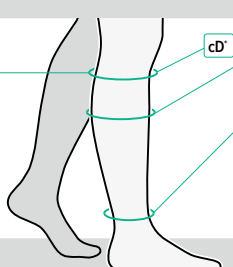
ACS Light

Medizinisches adaptives Kompressionssystem (MAK)

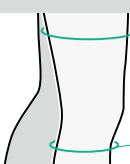
Juzo ACS Light Fußsegment

Art. J701LI	Umfang c Länge l		Seriengrößen · Maße in cm				
			1 / XS	2 / S	3 / M	4 / L	5 / XL
	cA	Zehengrundgelenk	22,0 – 24,0	25,0 – 27,0	28,0 – 30,0	31,0 – 34,0	35,0 – 40,0
		lA	normal	16,5	18,0	19,5	21,0
	lang		18,5	20,0	21,5	23,0	25,0
	* unterhalb Kniescheibe						


Juzo ACS Light Unterschenkelsegment

Art. J702LI	Umfang c Länge l		Seriengrößen · Maße in cm					
			1 / XS	2 / S	3 / M	4 / L	5 / XL	
	cC	stärkste Stelle Wade	35,0 – 45,0	40,0 – 52,0	48,0 – 60,0	55,0 – 65,0	60,0 – 70,0	
		cB	Fußgelenk	20,0 – 27,0	25,0 – 32,0	30,0 – 38,0	37,0 – 44,0	45,0 – 52,0
	lA		normal	37,0	37,0	42,0	42,0	44,0
			lang	42,0	42,0	47,0	47,0	49,0
	* unterhalb Kniescheibe							

Juzo ACS Light Kniesegment

Art. J703LI	Umfang c		Seriengrößen · Maße in cm				
			1 / XS	2 / S	3 / M	4 / L	5 / XL
	cF	10 cm oberhalb Kniescheibe	40,0 – 55,0	50,0 – 65,0	60,0 – 75,0	70,0 – 85,0	85,0 – 100,0
		cD	unterhalb Kniescheibe	35,0 – 45,0	40,0 – 52,0	48,0 – 60,0	55,0 – 65,0

Juzo ACS Light Oberschenkelsegment

Art. J704LI	Umfang c Länge l		Seriengrößen · Maße in cm				
			1 / XS	2 / S	3 / M	4 / L	5 / XL
	cG	stärkste Stelle Oberschenkel	50,0 – 65,0	60,0 – 75,0	70,0 – 80,0	75,0 – 90,0	85,0 – 100,0
		cF	10 cm oberhalb Kniescheibe	45,0 – 52,0	53,0 – 59,0	60,0 – 66,0	67,0 – 73,0
	lFG		normal	23,0	23,0	23,0	23,0
		lang	29,0	29,0	29,0	29,0	29,0